

## TILE PROFILE




**Dimension**

Tile size: 1340mm x 420mm  
 Installed Exposure: 1265 x 370  
 Tiles per Sq Metre: 2.13  
 Installed Weight per Sq Meter: 5.96Kg/M<sup>2</sup>

## SHINGLES PROFILE





Offers a look of traditional wooden shingle. However thanks to the benefit of steel tile the longevity and durability are noomparably better that traditional wood shingle tile as it never rots or decay.



**Dimension**

Overall Length: 1,285mm  
 Length of Cover: 1,220mm  
 Width of cover: 372mm  
 Weight: 3.0kg  
 Roof Cover: 2.20EA/M<sup>2</sup>

## SHAKE PROFILE




**Dimension**

Overall Length: 1,347mm  
 Length of Cover: 1,282mm  
 Width of cover: 374mm  
 Weight: 3.0kg  
 Roof Cover: 2.09EA/M<sup>2</sup>


Offers a look of traditional wooden shake. However thanks to the benefit of steel tile the longevity and durability are noomparably better that traditional wood shake tile as it never rots or decay.

### Colour chart

#### BASIC COLOR



CHARCOAL    DARK GRAY    TERRACOTA    BRICK RED    TEAK




COFFEE BROWN    JADE    CAPRI BLUE

#### DUAL COLOR



DESERT BROWN    FOREST GREEN    GRANITE BLACK    JASPER RED    MISSION RED



SEA MUD    SEA BLUE

## We will meet all your roofing and waterproofing needs!



### Weatherproof

It provides a reliable barrier against extremely harsh weather such as hail, heavy snow, and storm. Its superior features significantly reduce the threat of roof damage and collapse.



### Lightweight

It weighs appropriately 1/6 of a concrete tile roof or a clay tile. It allows you to install less support structure to the roof. It makes your home withstand a violent earthquake, no other can offer more value and safety at this light



### Aesthetic

It is for all kinds of properties with its charming appearance. From traditional terracotta to earth-tone, a wide variety of colors is available. It will help you maximize the beauty of your property.



### Fire resistant

It offers your family with protection against fire as it is made of non-combustible material that will never burn. Knowing that it is over your head, you will sleep much better.







### Eco-Friendly

It requires a little to no lifetime maintenance. And its outstanding durability can virtually eliminate the need to use future raw materials.

### Galvalume

Galvalume is the name of the coating applied to bear steel products that act as a two-punch barrier to the elements. It is composed of 55% aluminium, 16% silicon, and 48% zinc. It has many benefits over galvanized or steel. It is ideally situated for most types of roofing and siding applications because of its extraordinary outdoor corrosion resistance and long-term durability.

### Accessories

Overall length: 2,000m Length of cover: 1,800m Width: 60m Weight: 1.90kg	Overall length: 2,000m Length of cover: 1,800m Weight: 1.36kg	Overall length: 2,000m Length of cover: 1,800m Width: 10m Weight: 1.15kg	Overall length: 2,000m Length of cover: 1,800m Width: 150m Weight: 1.20kg
			

### Material Breakdown

Acrylic overglaze  
Ceramic granule  
Acrylic Resin basecoat  
Protective Surface coating  
Zinc aluminium coating  
Base steel  
Zinc aluminium coating  
Protective surface coating

